

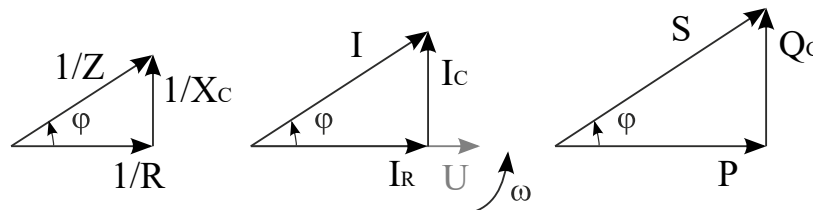
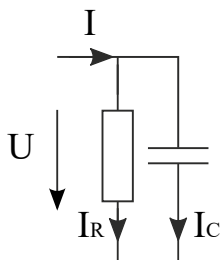
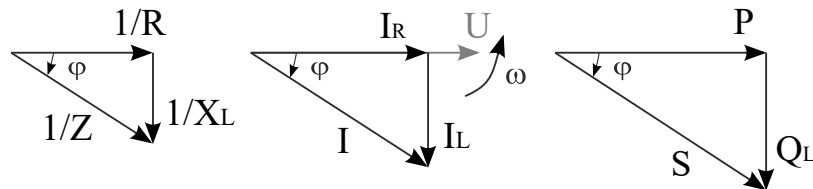
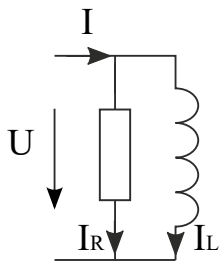
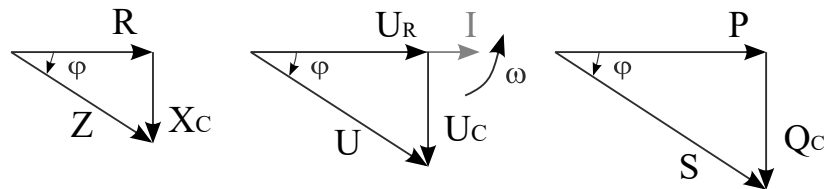
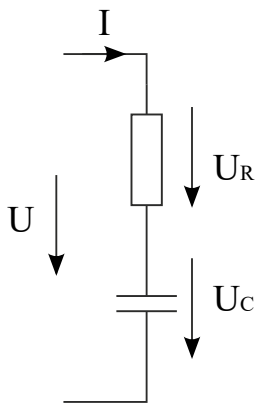
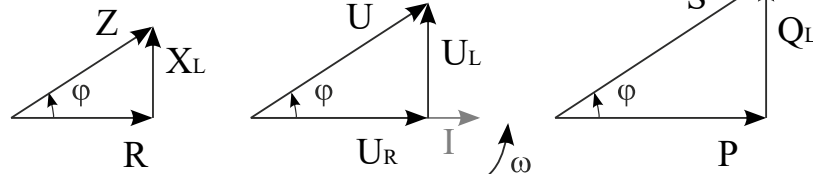
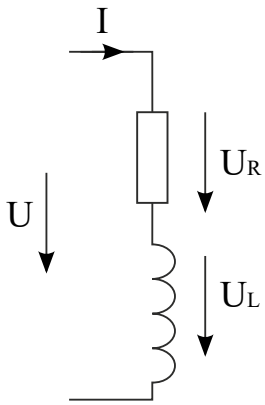
## Les vecteurs (phaseurs) en alternatif

$$X_L = \omega \cdot L$$

$$X_C = \frac{1}{\omega \cdot C}$$

$$\omega = 2 \cdot \pi \cdot f$$

L: inductance [H]  
C: capacité [F]  
 $\omega$ : pulsation [rad/s]  
f: fréquence [Hz]  
Facteur de puissance:  $\cos(\varphi)$



R: Résistance [ $\Omega$ ]  
X: Réactance [ $\Omega$ ]  
Z: impédance [ $\Omega$ ]

$G = 1/R$ : Admittance [S]  
 $B = 1/X$ : Susceptance [S]  
 $Y = 1/Z$ : Conductance [S]

[S]: Siemens ou [mho]

P: Puissance active [W]  
Q: Puissance réactive [Var]  
S: Puissance apparente [VA]

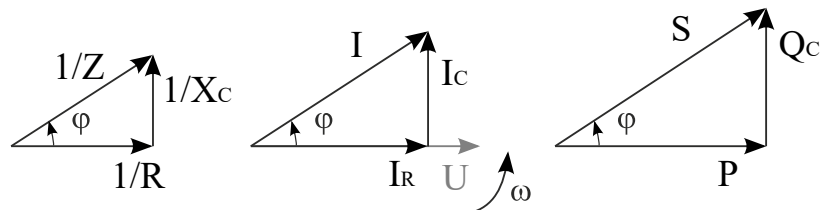
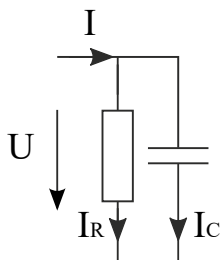

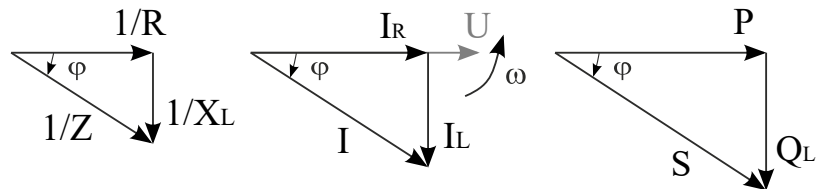
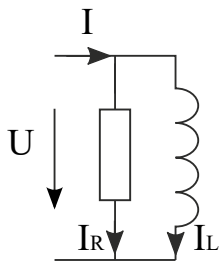
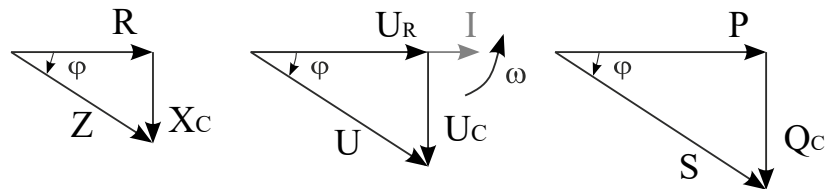
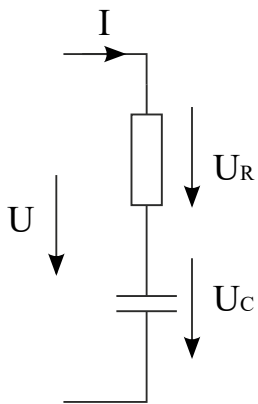
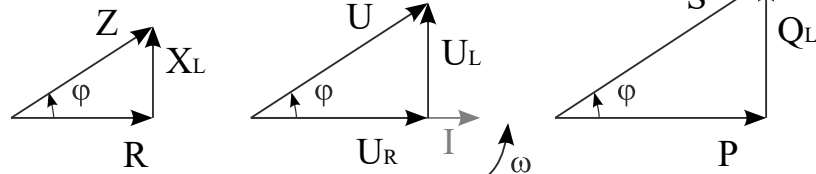
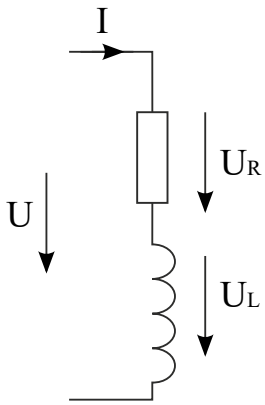
## Les vecteurs (phaseurs) en alternatif

$$X_L = \omega \cdot L$$

$$X_C = \frac{1}{\omega \cdot C}$$

$$\omega = 2 \cdot \pi \cdot f$$

L: inductance [H]  
C: capacité [F]  
 $\omega$ : pulsation [rad/s]  
f: fréquence [Hz]  
Facteur de puissance:  $\cos(\varphi)$



R: Résistance [ $\Omega$ ]  
X: Réactance [ $\Omega$ ]  
Z: impédance [ $\Omega$ ]

$G = 1/R$ : Admittance [S]  
 $B = 1/X$ : Susceptance [S]  
 $Y = 1/Z$ : Conductance [S]

[S]: Siemens ou [mho]

P: Puissance active [W]  
Q: Puissance réactive [Var]  
S: Puissance apparente [VA]